Multiple District 334

As of October 2026 Cumulative

Year	New Clubs	Dropped Clubs	Gain/ Loss Clubs	New Members	Charter Members	Reinstate Members	Transfer Members	Total Member Added	Total Members Dropped	Gain/ Loss Members
2022-2023	1	12	-11	1,087	41	23	37	1,188	1,959	-771
2023-2024	4	9	-5	1,268	132	44	28	1,472	2,116	-644
2024-2025	2	7	-5	1,289	76	84	45	1,494	1,699	-205
2025-2026	20	7	13	1,682	423	78	39	2,222	1,888	334
2026-2027	1	0	1	626	41	20	16	703	208	495
Average	**6**	**7**	**-1**	**1,190**	**143**	**50**	**33**	**1,416**	**1,574**	**-158**

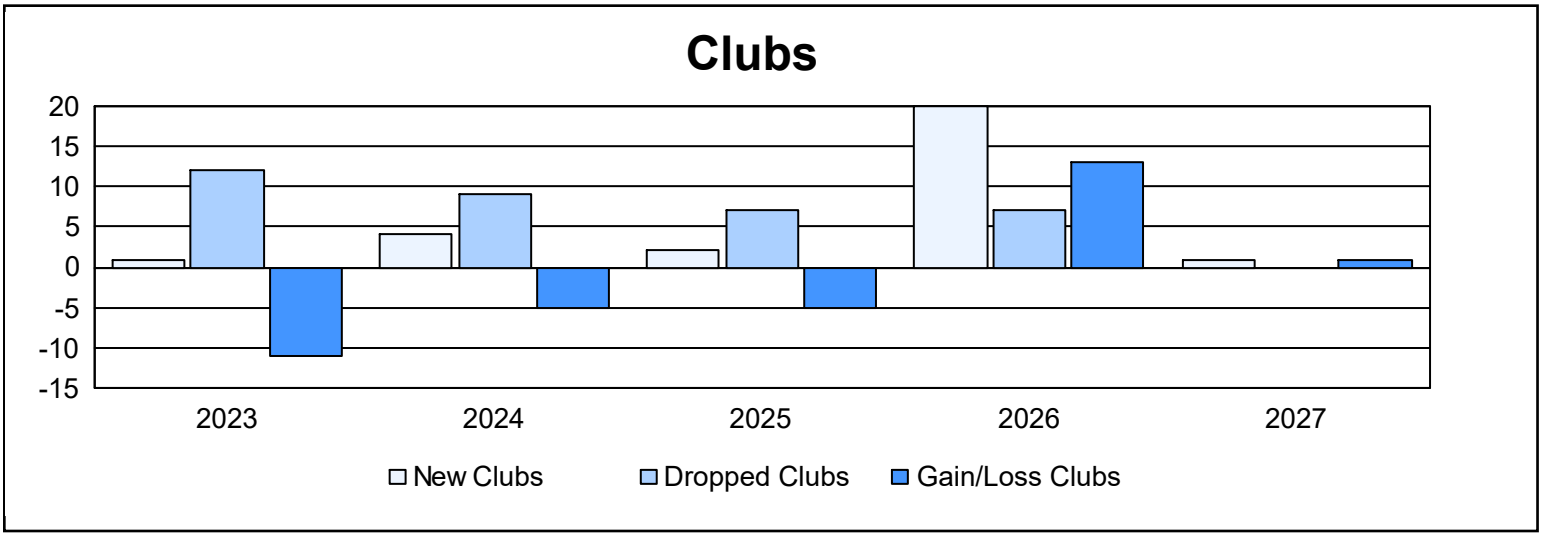

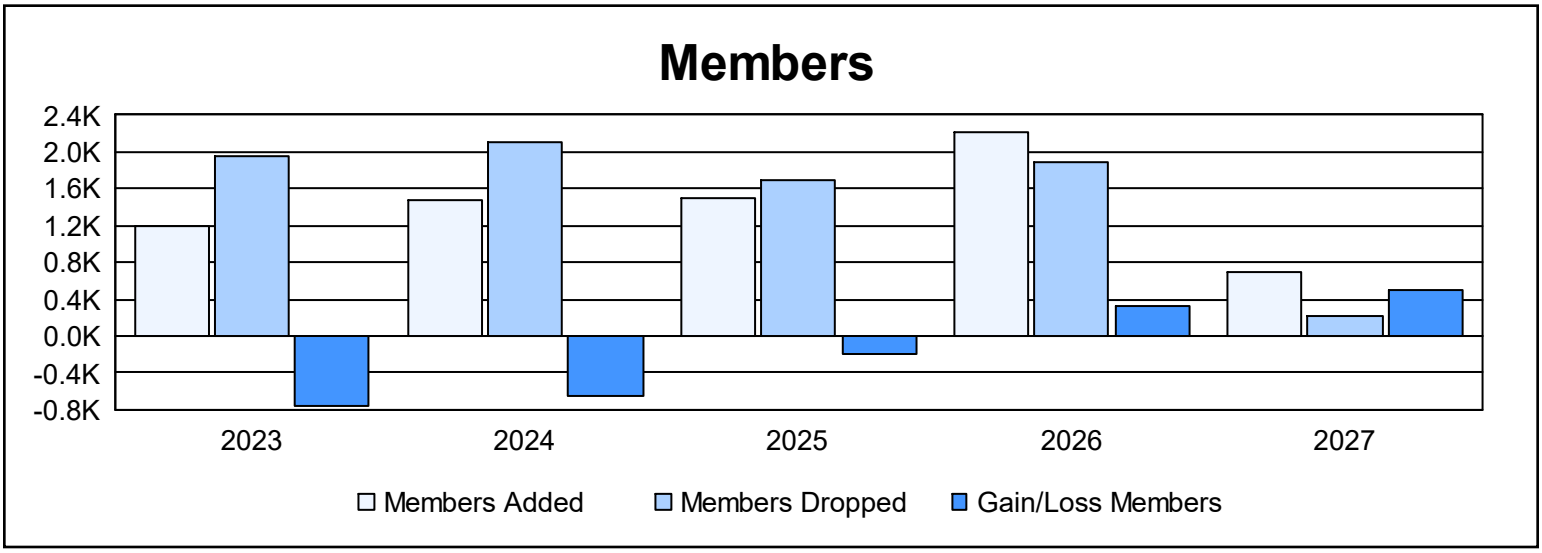

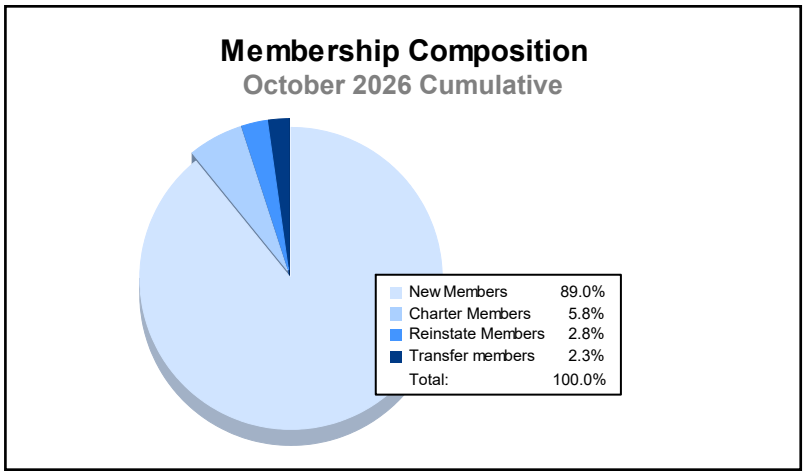
Membership Composition
October 2026 Cumulative
New Members 89.0%
Charter Members 5.8%
Reinstate Members 2.8%
Transfer members 2.3%
Total: 100.0%

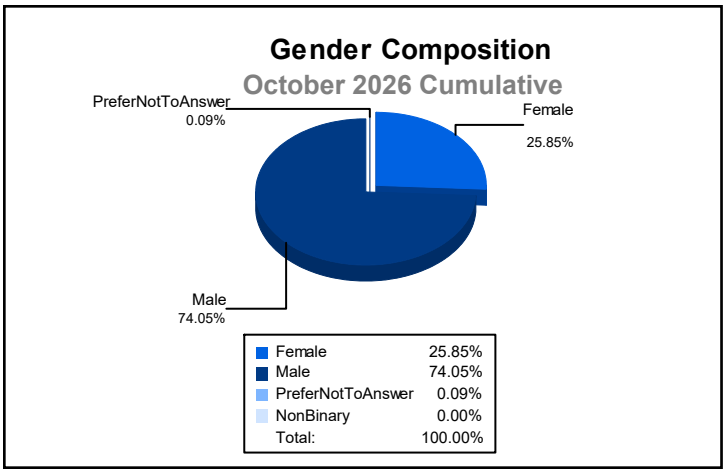
Gender Composition
October 2026 Cumulative
PreferNotToAnswer
0.09%
Female
25.85%
Male
74.05%
Female 25.85%
Male 74.05%
PreferNotToAnswer 0.09%
NonBinary 0.00%
Total: 100.00%